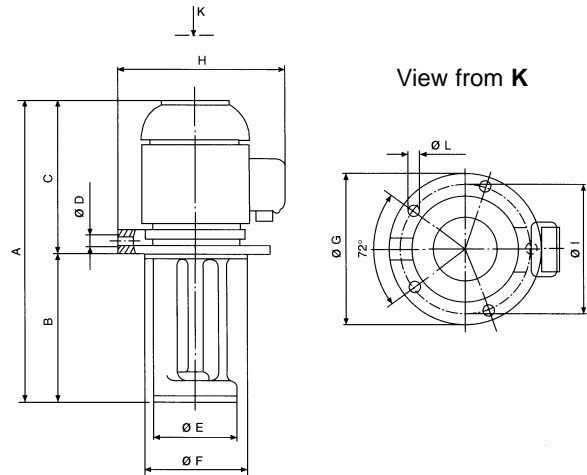


# ► Immersion Range IMM 50/A

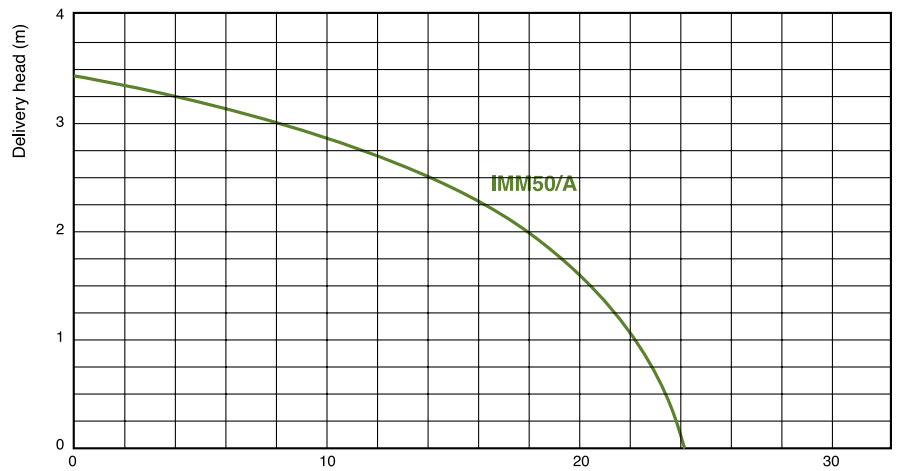


## MECHANICAL FEATURES


Pump Body.....Valox  
 Cover.....Valox  
 Impeller.....Valox  
 Shaft.....Steel

## MOTOR CHARACTERISTICS

Protection.....IP55  
 Insulation.....CL. F  
 Voltage.....Eurovoltage 3PH & 1PH  
 Frequency.....50Hz  
 Terminal Box Gland.....PG9



TYPE	KW Absorbed	AMPS 400 V	A mm	B mm	C mm	ØD mm	ØE mm	ØF BSP	ØG BSP	ØH mm	ØI mm	ØL mm	n° L	WEIGHT Kg
IMM 50/A	0.11	0.30	219	80	139	3/8"	78	90	130	140	114	7	2	1.90
	0.11	0.30	259	120	139	3/8"	78	90	130	140	114	7	2	1.93
	0.11	0.30	289	150	139	3/8"	78	90	130	140	114	7	2	1.95
	0.11	0.30	319	180	139	3/8"	78	90	130	140	114	7	2	1.98



6 Collins Road, Heathcote Industrial Estate, Warwick CV34 6TF United Kingdom.  
**telephone:** 01926 451744 **fax:** 01926 451284  
**e-mail:** sales@pumps-equip.co.uk **web:** www.pumps-equip.co.uk