



Usages:

These pumps are suitable for transferring clean liquids containing impurities measuring up to 30 micron.

The hydraulic components, namely impeller, scroll and brass pump body, allow the pumps to be used with emulsions and oily substances, glycols and liquids in general, as long as they are not oxidative for the construction materials.

Viscosity must not exceed 3° Engler (21 CST) and the temperature of the liquid must not exceed 90° C.

The employment of diathermic oils, enable to reach fluid temperature 150° C. max.

They are usually used on:

Water/oil temperature controllers.

They should usually be installed on a tank, with a capacity in proportion to the flow rate, at about 3-4 cm. from the bottom. It is important to check that the maximum level of the liquid in the tank always remains 3 – 4 cm. lower than the flange (see figure).

For other usages you are advised to consult our technical office.

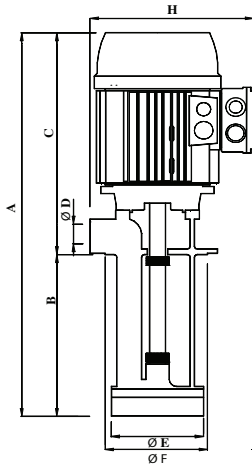
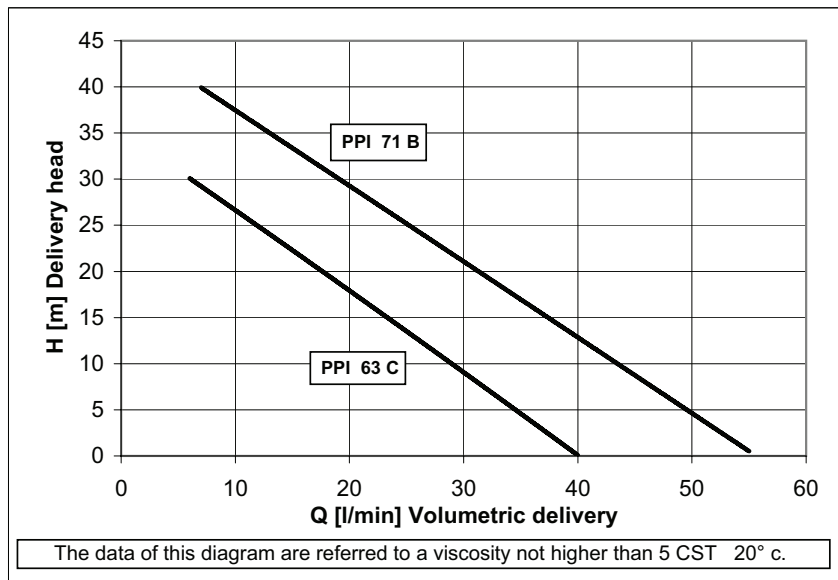
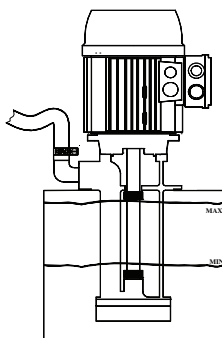
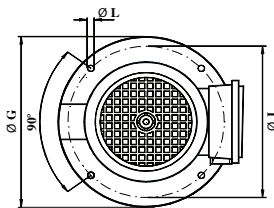


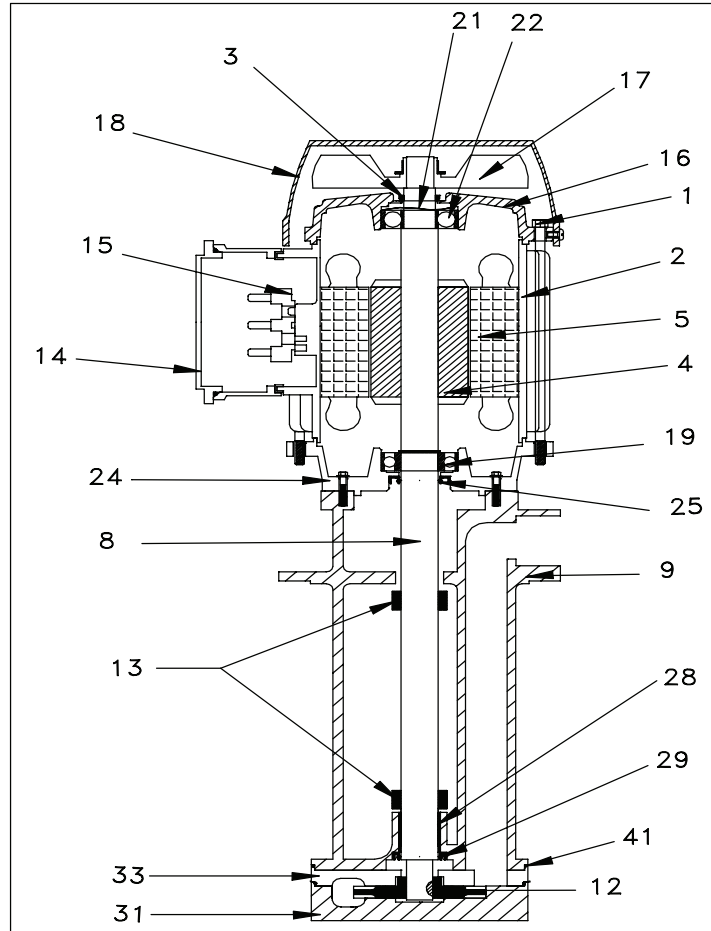
Table of dimensions and weights

TYPE	A mm	B mm	C mm	ØD	ØE mm	ØF mm	ØG mm	H mm	ØI mm	ØL mm	Kg.
PPI 63 C	437	195	242	3/4"	98	100	130	185	115	7 N.4	9,120
PPI 71 B	466	200	266	3/4"	98	100	130	193	115	7 N.4	11,410

Electrical features

TYPE	KW. Input	Hz. 50		Hz. 60			
		230/400	254-290/440-500	230/400	208-230/440-460	254-277/440-480	318-346/550-600
PPI 63C	0,54	1,9/1,1	1,52/0,88	2,3/1,32	2,2/1,3	1,9/1,1	1,6/0,92
PPI 71B	1,10	3,3/1,9	2,6/1,5	4,00/2,3	3,6/2,1	3,3/1,9	2,8/1,6





Components		PPI 63C	Components		PPI 71B
1	Rod	Steel	1	Rod	Steel
2	Frame	Aluminium	2	Frame	Aluminium
3	V ring	NBR Ø 16	3	V ring	NBR Ø 16
4	Rotor		4	Rotor	
5	Stator		5	Stator	
8	Shaft	Stainless steel 420	8	Shaft	Stainless steel 420
9	Pump body	Brass 58	9	Pump body	Brass 58
12	Impeller	Brass 58	12	Impeller	Brass 58
13	Rubber washer	Brass 58	13	Rubber washer	Brass 58
14	Terminal box	Aluminium	14	Terminal box	Aluminium
15	Terminal block	mm. 40x25 6P	15	Terminal block	mm. 40x25 6P
16	Non-drive end shield	Aluminium	16	Non-drive end shield	Aluminium
17	Fan	Nylon	17	Fan	Nylon
18	Fan cover	Sheet	18	Fan cover	Sheet
19	Drive bearing	6203 ZZ	19	Drive bearing	6304 ZZ
21	Spring ring	ø 35	21	Spring ring	ø 40
22	Bearing	6202 ZZ	22	Bearing	6203 ZZ
24	Drive end shield	Aluminium	24	Drive end shield	Aluminium
25	Sealing ring	NBR 17X25X4	25	Sealing ring	NBR 20X32X5
28	Bronze bearing	19X17X15	28	Bronze bearing	19X17X15
29	Sealing ring	NBR 17x25x4	29	Sealing ring	NBR 17x25x4
31	House impeller	Brass 58	31	House impeller	Brass 58
33	Adapter flange	Brass 58	33	Adapter flange	Brass 58
41	O-Ring	NBR 82,27x1,78	41	O-Ring	NBR 82,27x1,78

