



Usages:

The pumps are suitable to transfer liquids containing impurities measuring up to 2-3 mm. The hydraulic components, namely the impeller, scroll and pump body in PBT allow the pumps to be used with water, emulsions and oily substances in general with a maximum viscosity of 3° Engler (21 CST).

The temperature of the liquid must not exceed 70° C.

They are usually used on:

- Machine tools** (milling machines – lathes - drills)
- Glass processing machines** (TRI version)
- Printing machines** (axis in AISI 420-304 – PBT on draught 270 mm.)
- Air-conditioning systems**
- Filtration systems**

They should usually be installed on a tank, with a capacity in proportion to the flow rate, at about 3 – 4 cm. from the bottom. It is important to check that the maximum level of the liquid in the tank always remains 3– 4 cm. lower than the flange (see figure).

In cases where the liquid is particularly dirty, the user is recommended to construct the tank in compartments to allow the dirt to deposit before it is stirred up by the pump.

For other usages you are advised to consult our technical office.

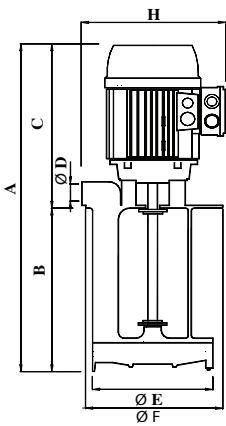


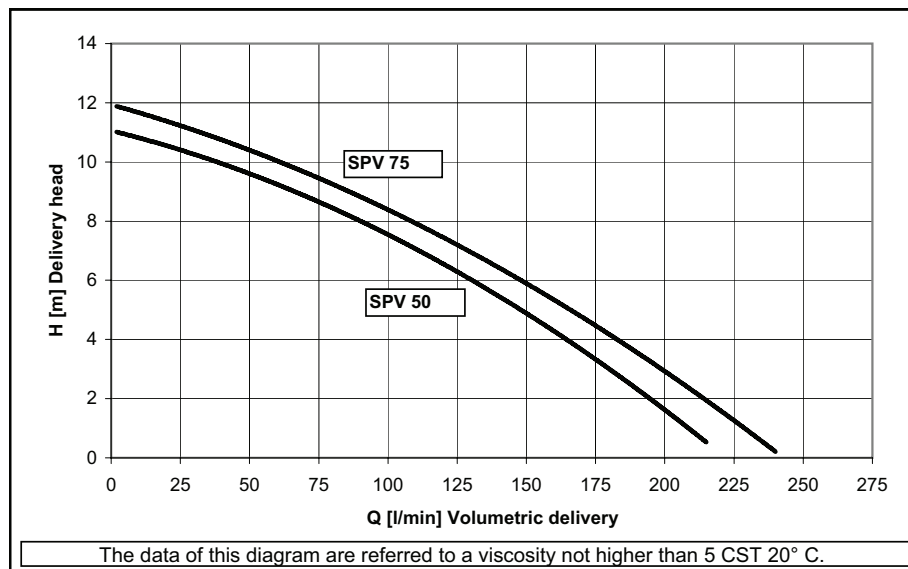
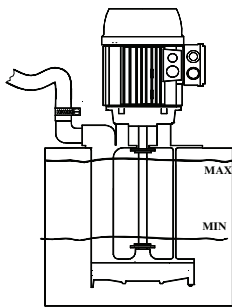
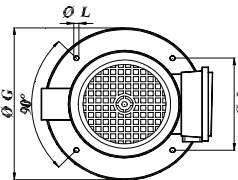
Table of dimensions and weights

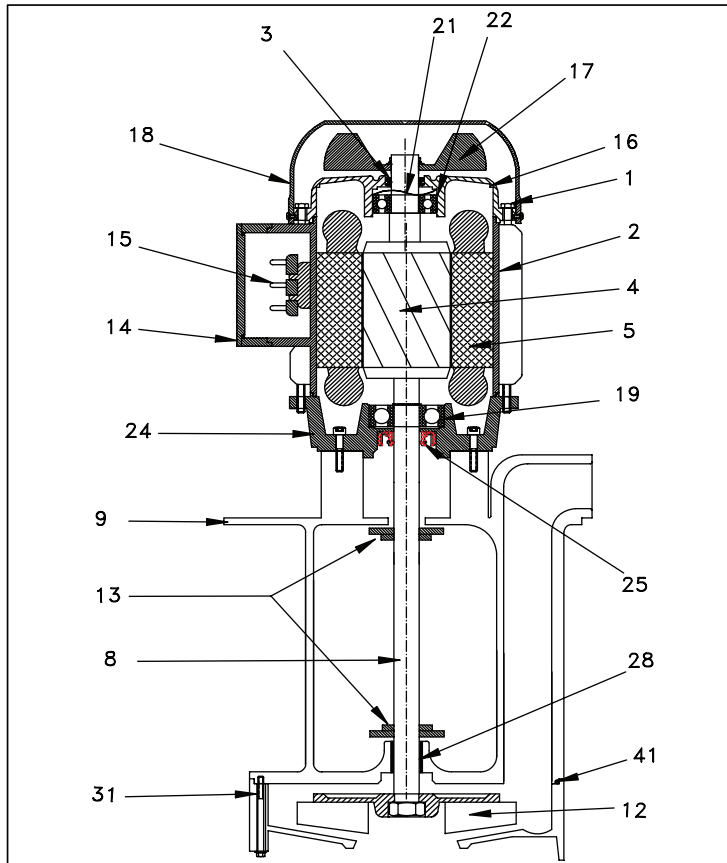
TYPE	A mm	B mm	C mm	ØD	ØE mm	ØF mm	ØG mm	H mm	ØI mm	ØI mm	Kg.
SPV 50	460	200 T	260	1 1/4"	138	140	180	215	160	9	7,75
	530	270 T									8,30
	610	350									8,95
	700	440									9,65
	810	550									10,50
SPV 75	460	200 T	260	1 1/4"	138	140	180	215	160	9	8,70
	530	270 T									9,25
	610	350									9,90
	700	440									10,60
	810	550									11,45

On request: T = execution TRI

Electrical features

TYPE	KW. Input	Hz. 50		Hz. 60			
		230/400	254-290/440-500	230/400	208-230/440-460	254-277/440-480	318-346/550-600
SPV 50	0,53	2,4/1,4	1,94/1,12	3,0/1,68	2,6/1,5	2,4/1,4	2,0/1,17
SPV 75	0,78	3,3/1,9	2,5/1,4	4,0/2,3	3,6/2,1	3,3/1,9	2,8/1,6





Type **SPV 50**

Type **SPV 75**

Components	Materials
1 Rod	Steel
2 Frame	Aluminium
3 V-Ring Ø 16	NBR
4 Rotor	
5 Stator	
8 Shaft	Steel aisi 420**
9 Pump body	PBT
12 Impeller	PBT
13 Rubber washer	PBT
14 Terminal box	Nylon
15 Terminal block	mm. 40x25 6P
16 Non-drive end shield	Aluminium
17 Fan	Nylon
18 Fan cover	Nylon***
19 Bearing	6304 ZZ
21 Spring ring	ø 40
22 Bearing	6203 ZZ
24 Flange	Aluminium
25 Sealing ring	NBR 25x40x7
28 Bush	20x23x20 Plastic
31 House impeller	PBT
41 OR 101,34 x 1,78	NBR

Components	Materials
1 Rod	Steel
2 Frame	Aluminium
3 V-Ring Ø 16	NBR
4 Rotor	
5 Stator	
8 Shaft	Steel aisi 420**
9 Pump body	PBT
12 Impeller	PBT
13 Rubber washer	PBT
14 Terminal box	Nylon
15 Terminal block	mm. 40x25 6P
16 Non-drive end shield	Aluminium
17 Fan	Nylon
18 Fan cover	Nylon***
19 Bearing	6304 ZZ
21 Spring ring	ø 40
22 Bearing	6203 ZZ
24 Flange	Aluminium
25 Sealing ring	NBR 25x40x7
28 Bush	20x23x20 Plastic
31 House impeller	PBT
41 OR 101,34 x 1,78	NBR

